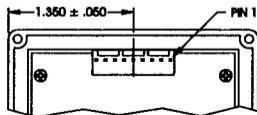
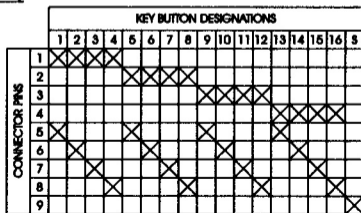


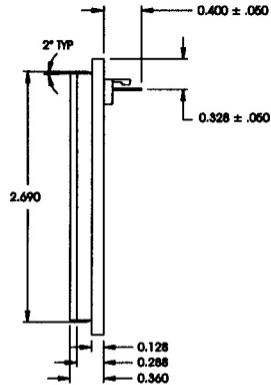
TOP VIEW



REAR VIEW



S = ESD SHIELD  
4X4 MATRIX CODE



SIDE VIEW

NOTES:

1. TOLERANCES:  $\pm$ .015 UNLESS NOTED OTHERWISE.
2. BEZEL: BLACK ABS.
3. KEYS TO HAVE TACTILE SNAP USING METAL SNAP DOMES.
4. PCB: .031 THICK FR-4, DOUBLE-SIDED, GOLD-PLATED
5. CONNECTOR: 9 PIN, TIN-PLATED, .025 SQ. ON .100 CENTERS, SHROUDED STYLE, ACT P/N CONN-07-30008-000.
6. OVERLAY PRINTED GRAPHICS: STANDARD GRAPHICS (4 COLORS), PER ACT ARTWORK #ART-07-30008-000.
7. METAL ESD SHIELD: STANDARD, INSTALLED BETWEEN PCB AND BEZEL.
8. PCB CIRCUITRY: ACT P/N CIR-07-30008-000.
9. OVERLAY KEY POSITIONS ARE PILLOW EMBOSSED.